


Q1 Please indicate the school your child attends.

Answered: 234 Skipped: 0



EIPS Parent Survey 2016-2017



Answer Choices	Responses
----------------	-----------

EIPS Parent Survey 2016-2017

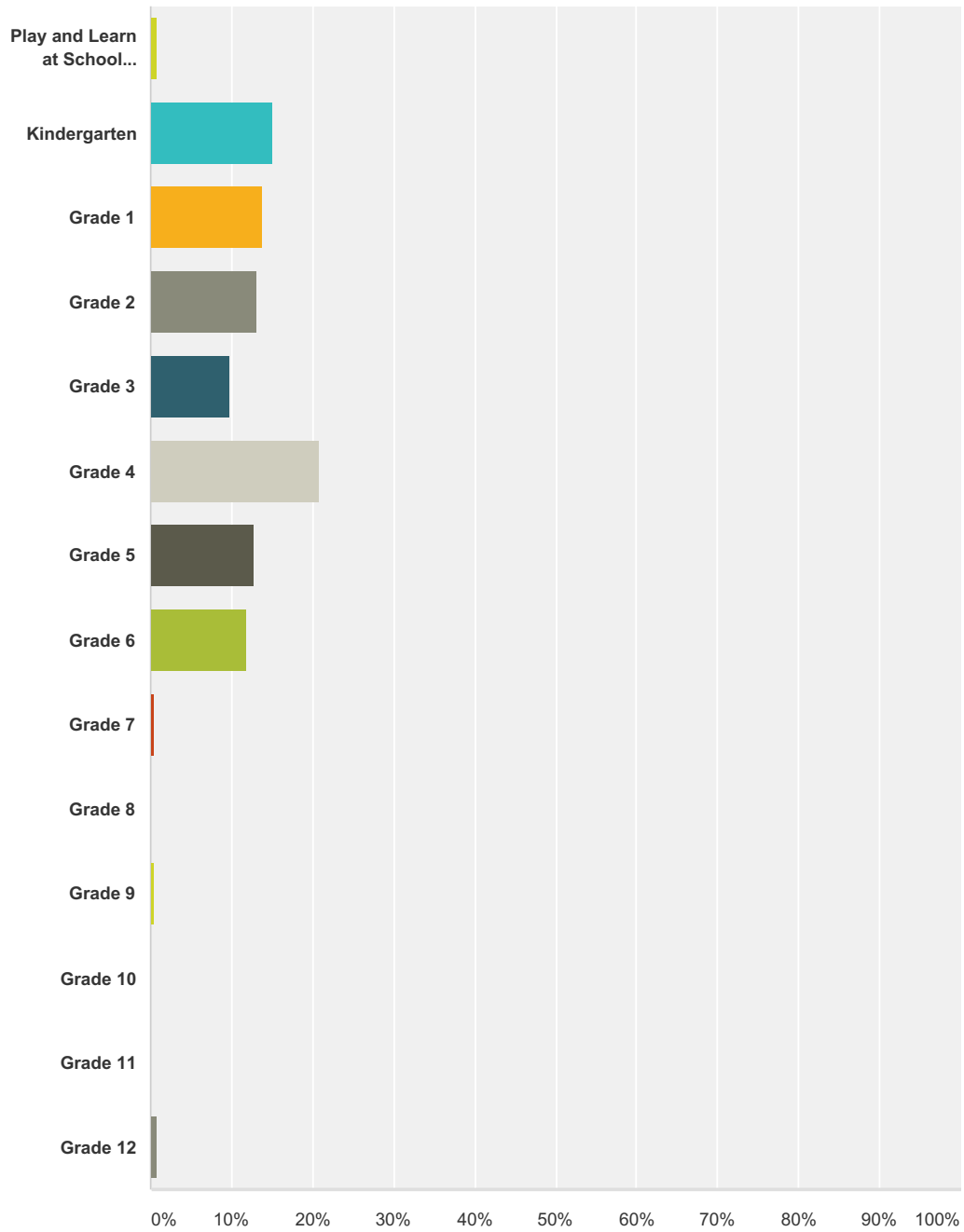
A.L. Horton Elementary	0.00%	0
Andrew School	0.00%	0
École Élémentaire Ardrossan Elementary	100.00%	234
Ardrossan Junior Senior High	0.00%	0
Bev Facey Community High	0.00%	0
Brentwood Elementary	0.00%	0
Bruderheim School	0.00%	0
Clover Bar Junior High	0.00%	0
École Campbelltown	0.00%	0
École Parc Élémentaire	0.00%	0
F.R. Haythorne Junior High	0.00%	0
Fort Saskatchewan Christian	0.00%	0
Fort Saskatchewan Elementary	0.00%	0
Fort Saskatchewan Senior High	0.00%	0
Fultonvale Elementary Junior High	0.00%	0
Glen Allan Elementary	0.00%	0
James Mowat Elementary	0.00%	0
Lakeland Ridge	0.00%	0
Lamont Elementary	0.00%	0
Lamont High	0.00%	0
Mills Haven Elementary	0.00%	0
Ministik School	0.00%	0
Mundare School	0.00%	0
Next Step/Outreach	0.00%	0
Pine Street Elementary	0.00%	0
Rudolph Hennig Junior High	0.00%	0
Salisbury Composite High	0.00%	0
Sherwood Heights Junior High	0.00%	0
Strathcona Christian Academy Elementary	0.00%	0
Strathcona Christian Academy Secondary	0.00%	0
Uncas Elementary	0.00%	0
Vegreville Composite High	0.00%	0
Wes Hosford Elementary	0.00%	0
Westboro Elementary	0.00%	0

EIPS Parent Survey 2016-2017

Win Ferguson Elementary	0.00%	0
Woodbridge Farms Elementary	0.00%	0
Wye Elementary	0.00%	0
Total		234

Q2 Please indicate your child's grade.

Answered: 234 Skipped: 0



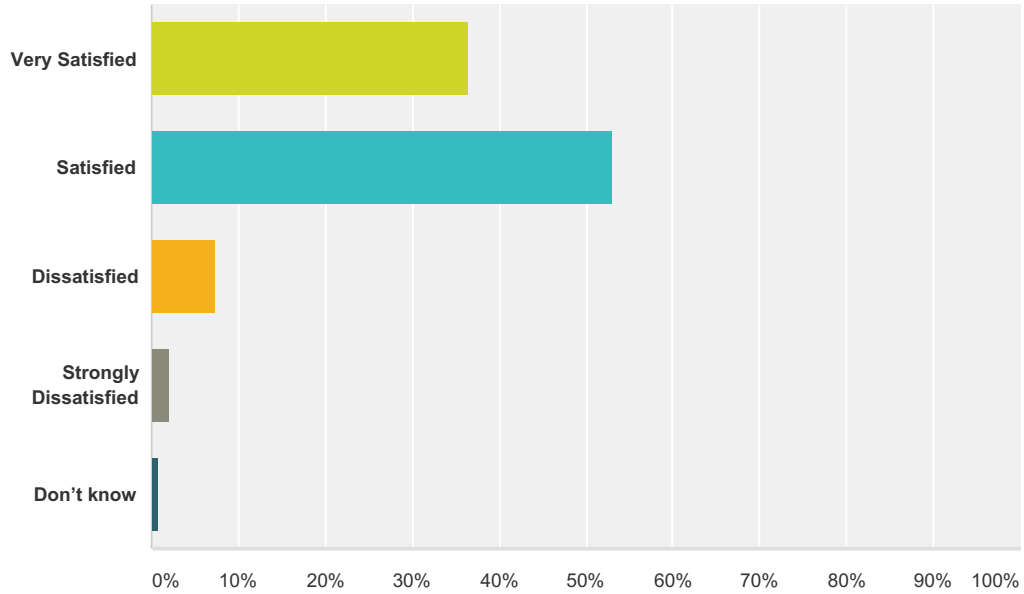
Answer Choices	Responses
Play and Learn at School (PALS)	0.85% 2
Kindergarten	14.96% 35
Grade 1	13.68% 32
Grade 2	13.25% 31
Grade 3	9.83% 23

EIPS Parent Survey 2016-2017

Grade 4	20.94%	49
Grade 5	12.82%	30
Grade 6	11.97%	28
Grade 7	0.43%	1
Grade 8	0.00%	0
Grade 9	0.43%	1
Grade 10	0.00%	0
Grade 11	0.00%	0
Grade 12	0.85%	2
Total		234

Q3 How satisfied are you with the quality of education that your child is receiving at his/her school?

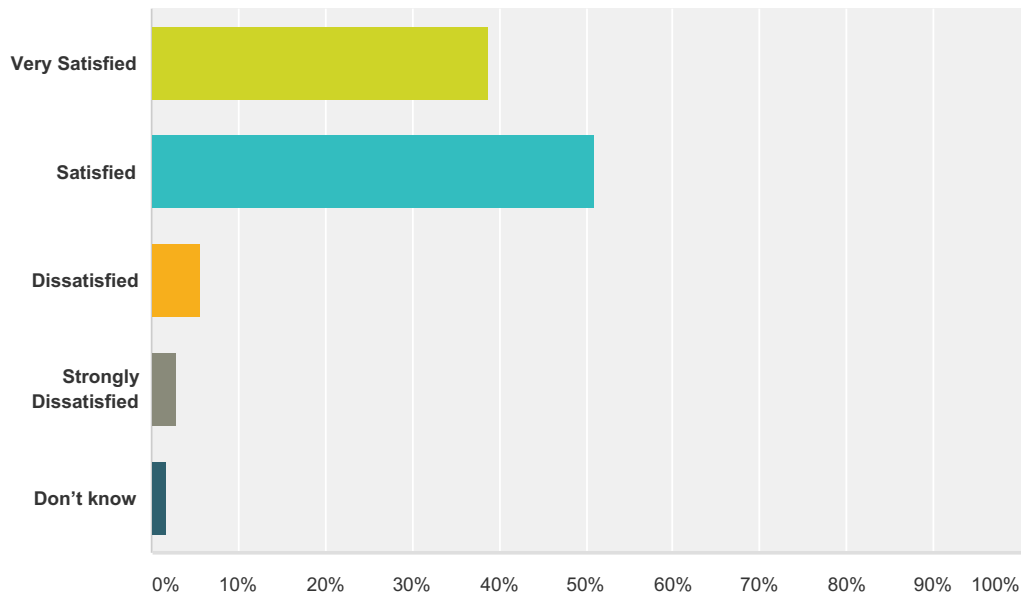
Answered: 232 Skipped: 2



Answer Choices	Responses	
Very Satisfied	36.64%	85
Satisfied	53.02%	123
Dissatisfied	7.33%	17
Strongly Dissatisfied	2.16%	5
Don't know	0.86%	2
Total		232

Q4 How satisfied are you with the quality of teaching at your child's school?

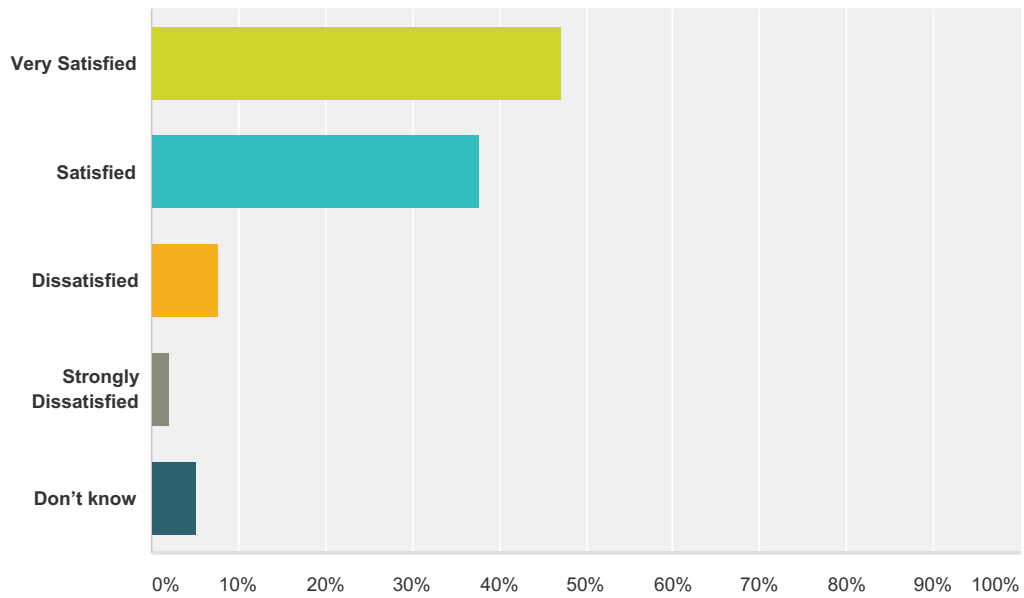
Answered: 234 Skipped: 0



Answer Choices	Responses	Count
Very Satisfied	38.89%	91
Satisfied	50.85%	119
Dissatisfied	5.56%	13
Strongly Dissatisfied	2.99%	7
Don't know	1.71%	4
Total		234

Q5 How satisfied are you with the leadership in your child's school?

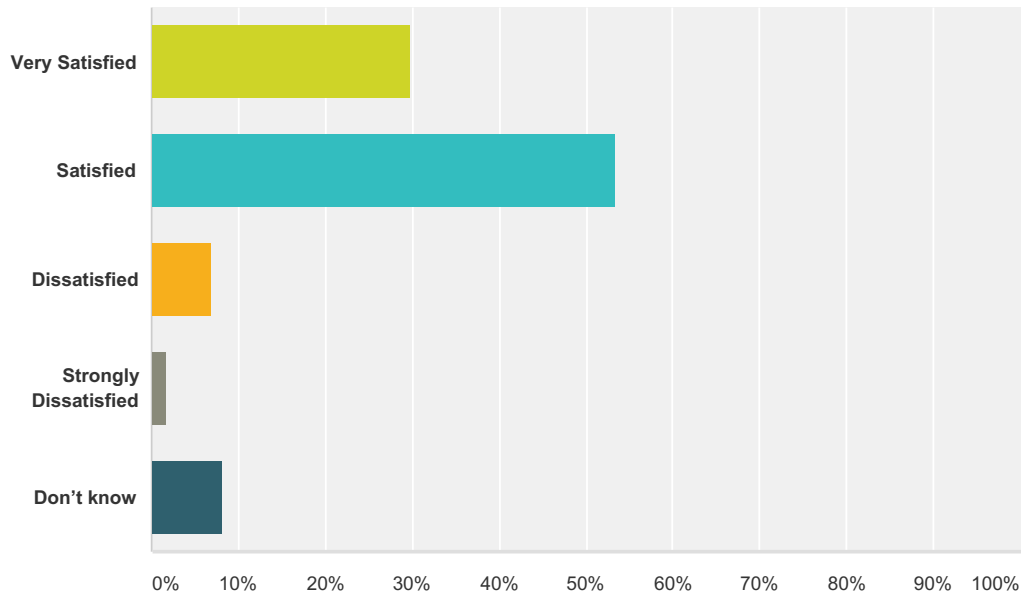
Answered: 233 Skipped: 1



Answer Choices	Responses	Count
Very Satisfied	47.21%	110
Satisfied	37.77%	88
Dissatisfied	7.73%	18
Strongly Dissatisfied	2.15%	5
Don't know	5.15%	12
Total		233

Q6 How satisfied are you with the opportunity to be involved in decisions at your child's school?

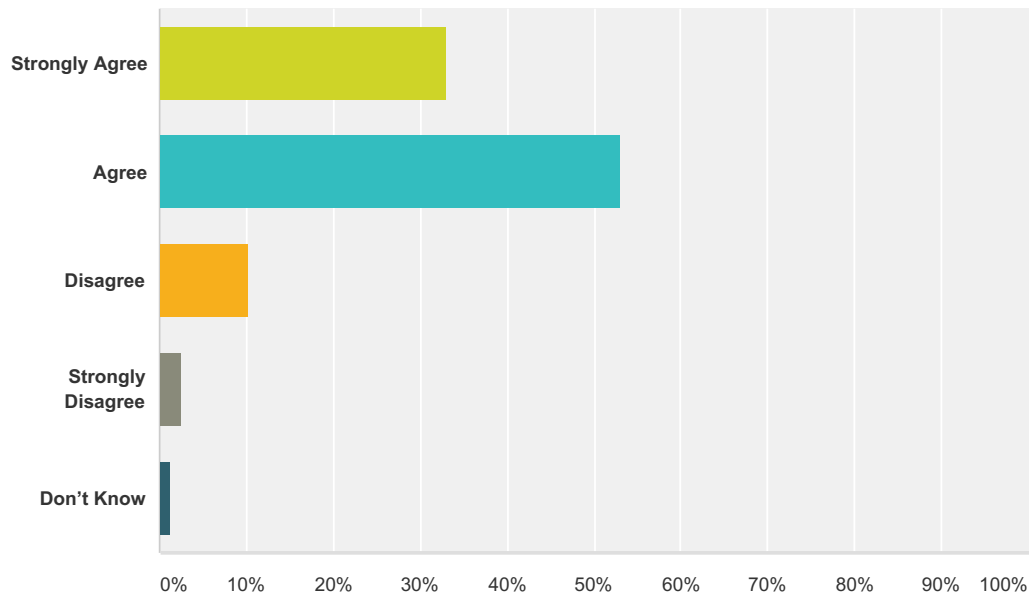
Answered: 234 Skipped: 0



Answer Choices	Responses	Count
Very Satisfied	29.91%	70
Satisfied	53.42%	125
Dissatisfied	6.84%	16
Strongly Dissatisfied	1.71%	4
Don't know	8.12%	19
Total		234

Q7 My child's individual needs are met.

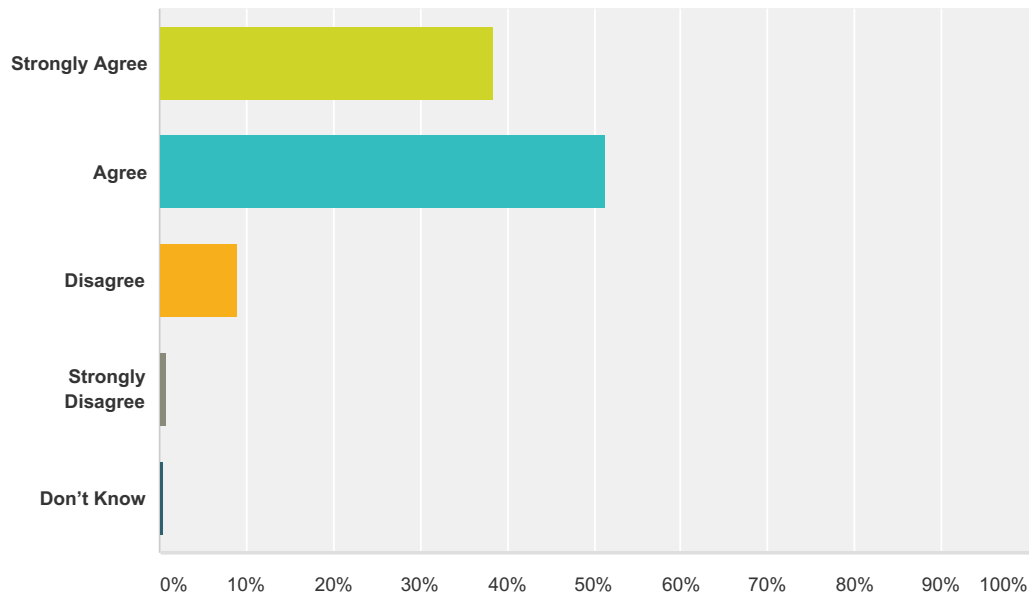
Answered: 234 Skipped: 0



Answer Choices	Responses
Strongly Agree	32.91% 77
Agree	52.99% 124
Disagree	10.26% 24
Strongly Disagree	2.56% 6
Don't Know	1.28% 3
Total	234

Q8 The school keeps me informed about my child's progress and achievement.

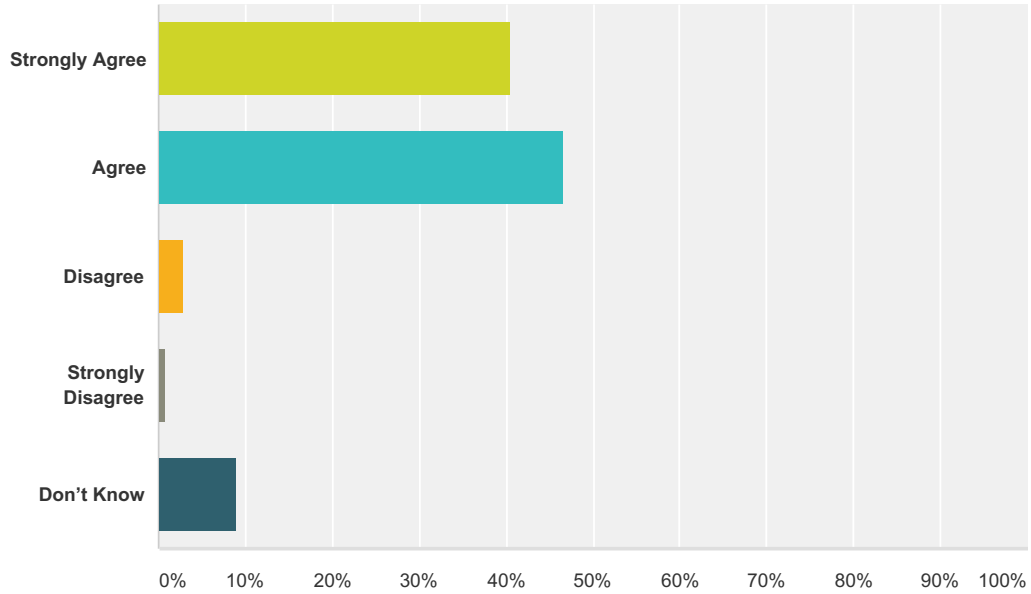
Answered: 234 Skipped: 0



Answer Choices	Responses	Count
Strongly Agree	38.46%	90
Agree	51.28%	120
Disagree	8.97%	21
Strongly Disagree	0.85%	2
Don't Know	0.43%	1
Total		234

Q9 The rights and responsibilities of citizenship are reinforced in my child's school.

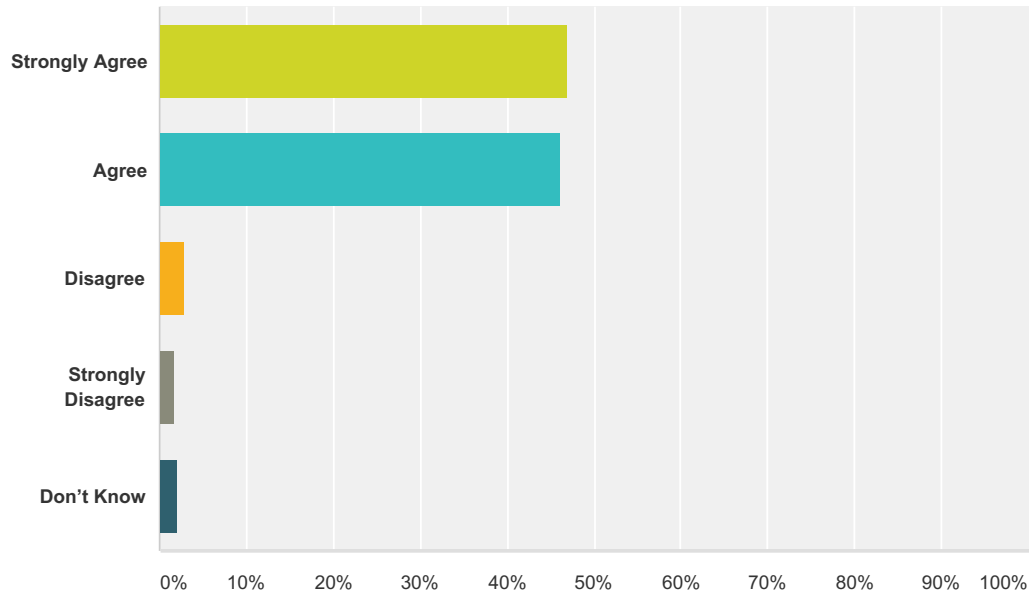
Answered: 234 Skipped: 0



Answer Choices	Responses	
Strongly Agree	40.60%	95
Agree	46.58%	109
Disagree	2.99%	7
Strongly Disagree	0.85%	2
Don't Know	8.97%	21
Total		234

Q10 The school staff care about my child.

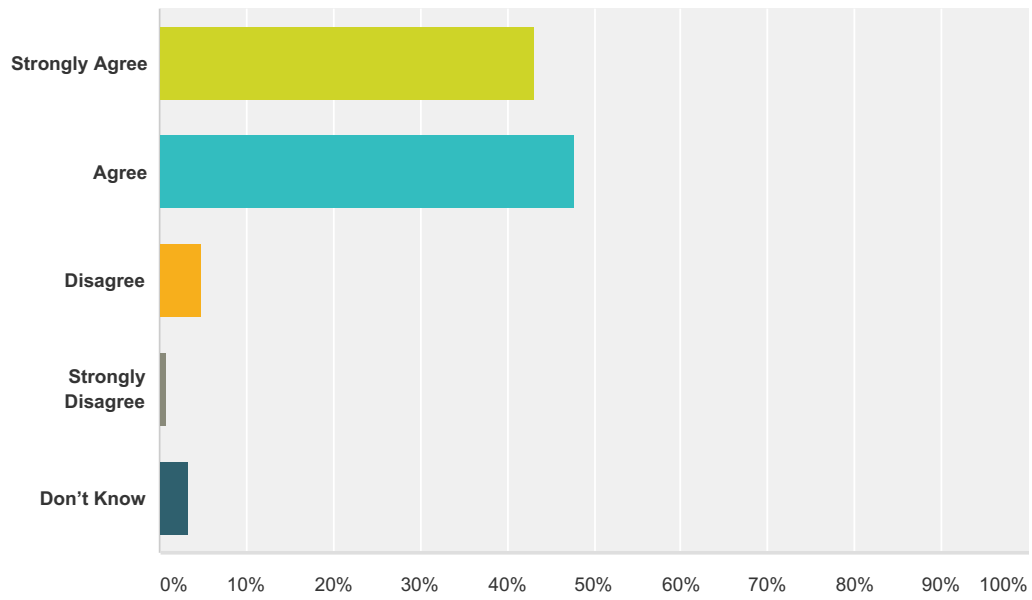
Answered: 234 Skipped: 0



Answer Choices	Responses	
Strongly Agree	47.01%	110
Agree	46.15%	108
Disagree	2.99%	7
Strongly Disagree	1.71%	4
Don't Know	2.14%	5
Total		234

Q11 My child is encouraged at school to do his or her best.

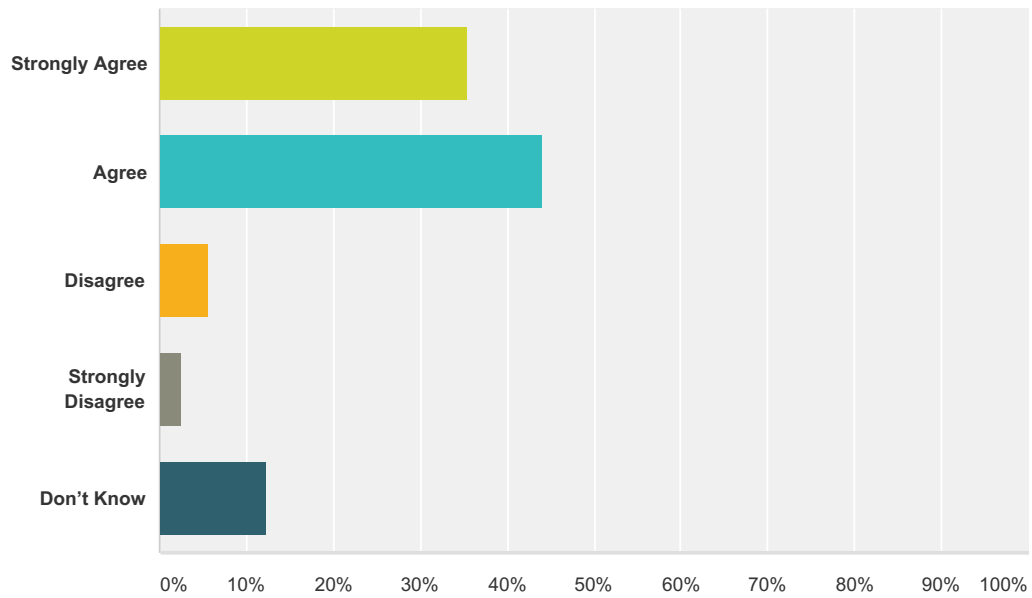
Answered: 234 Skipped: 0



Answer Choices	Responses
Strongly Agree	43.16% 101
Agree	47.86% 112
Disagree	4.70% 11
Strongly Disagree	0.85% 2
Don't Know	3.42% 8
Total	234

Q12 Discipline is handled in a fair and reasonable manner in my child's school.

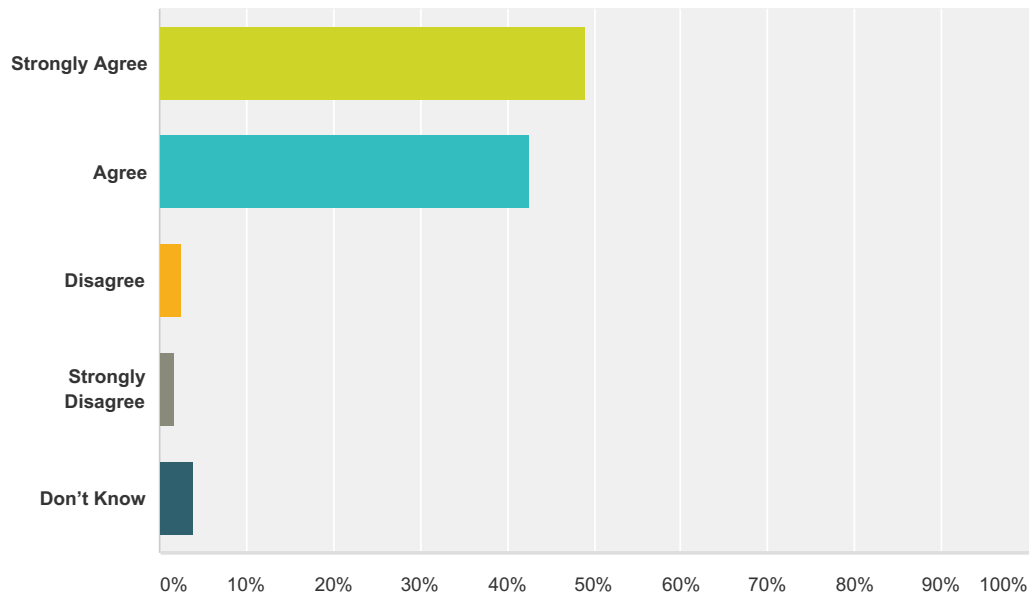
Answered: 234 Skipped: 0



Answer Choices	Responses
Strongly Agree	35.47% 83
Agree	44.02% 103
Disagree	5.56% 13
Strongly Disagree	2.56% 6
Don't Know	12.39% 29
Total	234

Q13 My child's school is safe.

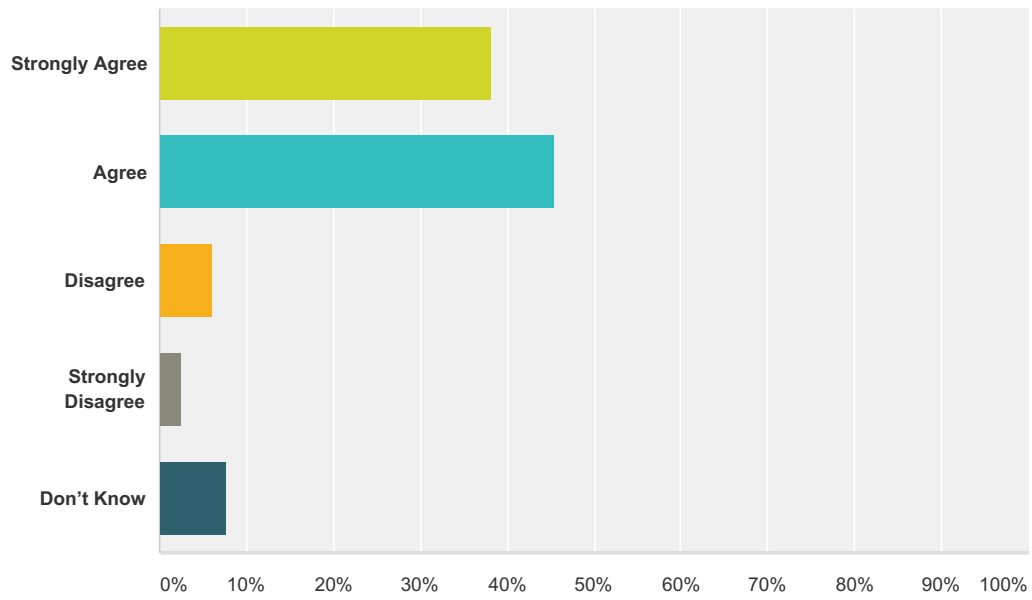
Answered: 232 Skipped: 2



Answer Choices	Responses
Strongly Agree	49.14% 114
Agree	42.67% 99
Disagree	2.59% 6
Strongly Disagree	1.72% 4
Don't Know	3.88% 9
Total	232

Q14 There is open and honest communication within my child's school.

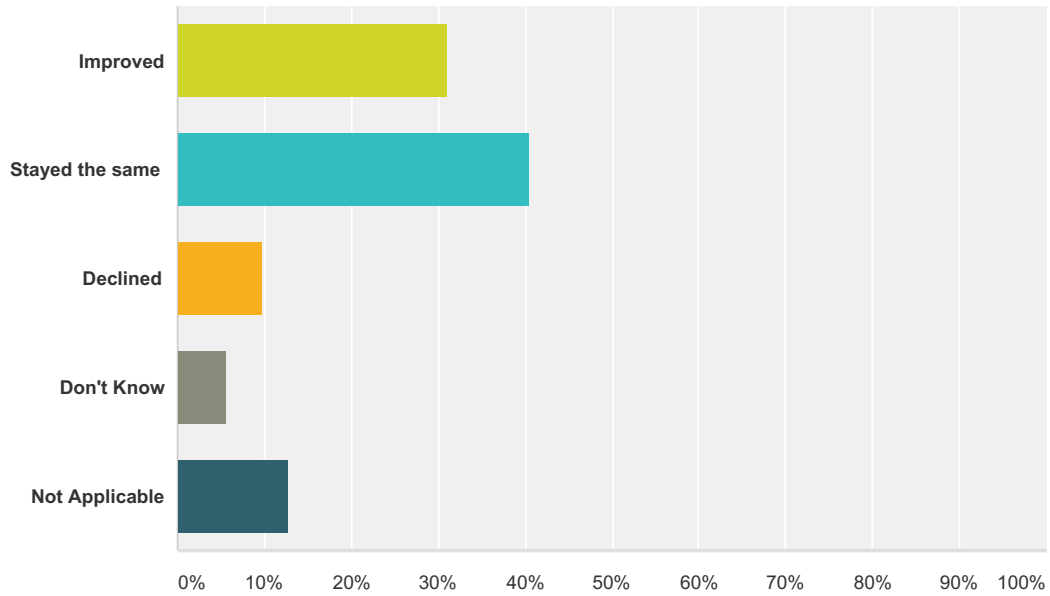
Answered: 233 Skipped: 1



Answer Choices	Responses	Count
Strongly Agree	38.20%	89
Agree	45.49%	106
Disagree	6.01%	14
Strongly Disagree	2.58%	6
Don't Know	7.73%	18
Total		233

Q15 In your opinion, has the quality of education that your child experienced at school improved, stayed the same, or declined in the past three years?

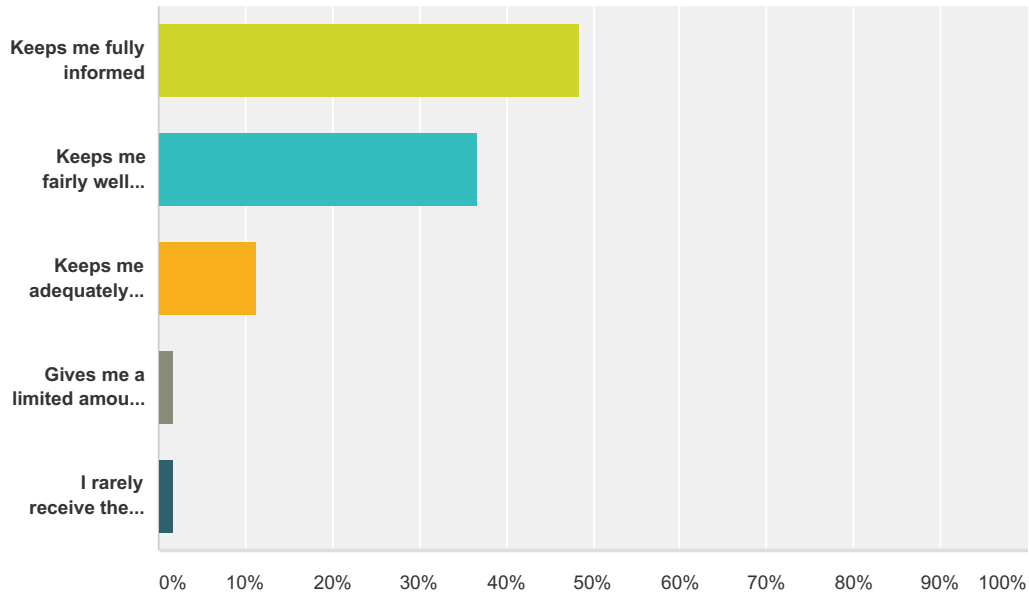
Answered: 234 Skipped: 0



Answer Choices	Responses	Count
Improved	31.20%	73
Stayed the same	40.60%	95
Declined	9.83%	23
Don't Know	5.56%	13
Not Applicable	12.82%	30
Total		234

Q16 Elk Island Public Schools appreciates the opportunity to stay connected with parents about news, activities, programs and other matters of importance. What is your impression of the communications you receive from your school?

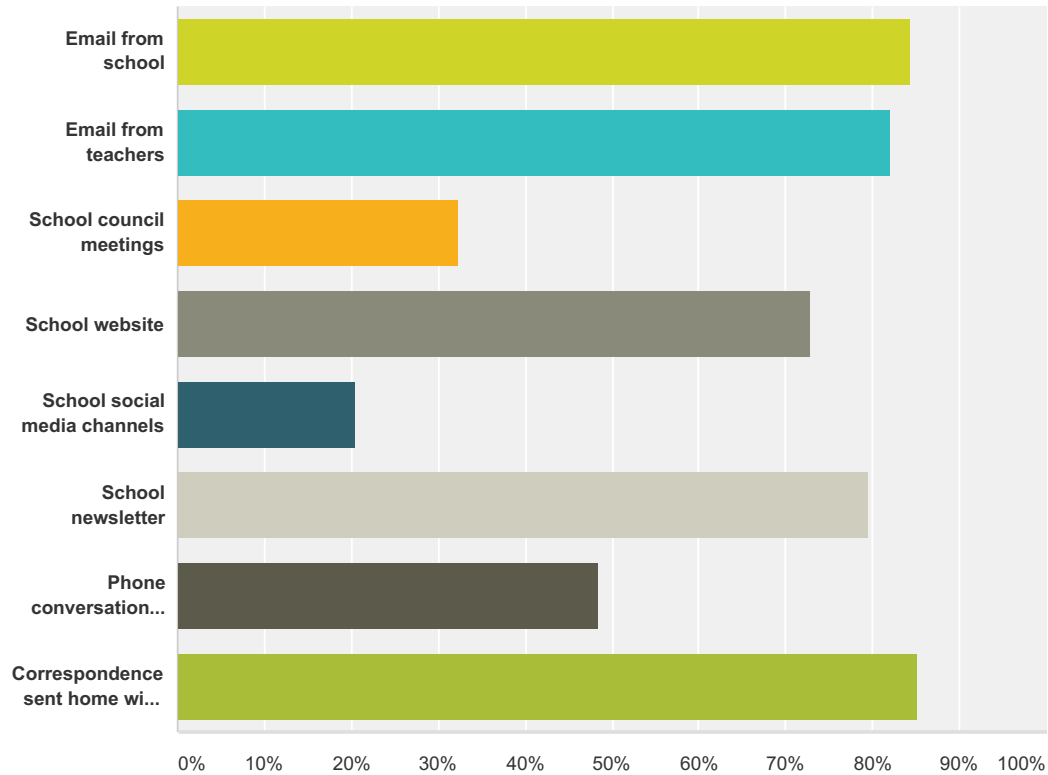
Answered: 229 Skipped: 5



Answer Choices	Responses	
Keeps me fully informed	48.47%	111
Keeps me fairly well informed	36.68%	84
Keeps me adequately informed	11.35%	26
Gives me a limited amount of information	1.75%	4
I rarely receive the information I need	1.75%	4
Total		229

Q17 Do you regularly make use of the following to keep up to date on school activities, programs, etc.? Check all that apply.

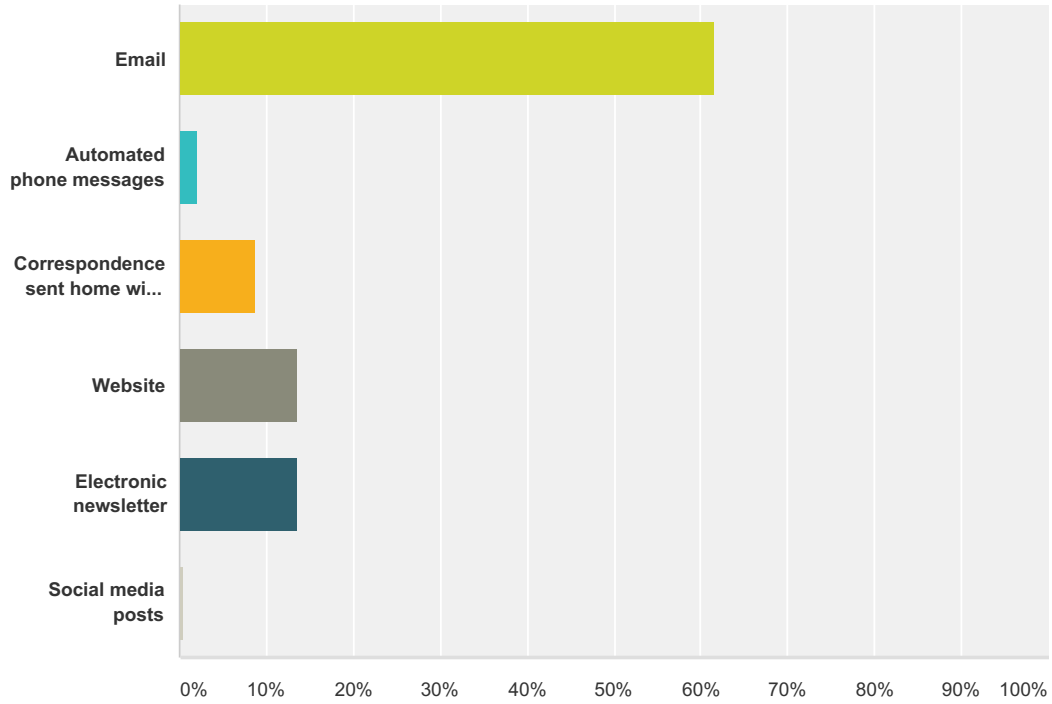
Answered: 229 Skipped: 5



Answer Choices	Responses	
Email from school	84.28%	193
Email from teachers	82.10%	188
School council meetings	32.31%	74
School website	72.93%	167
School social media channels	20.52%	47
School newsletter	79.48%	182
Phone conversations with school and/or teachers	48.47%	111
Correspondence sent home with your child	85.15%	195
Total Respondents: 229		

Q18 What is your most preferred method of communications from the school and Division?

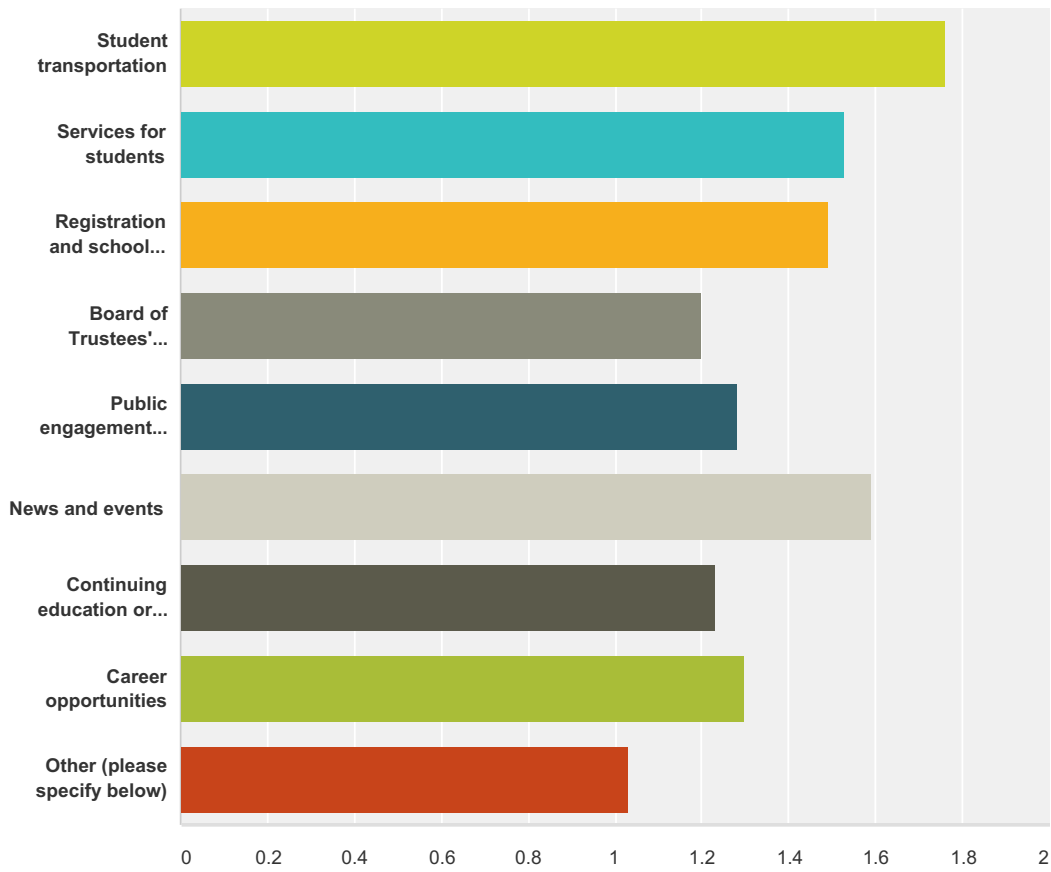
Answered: 229 Skipped: 5



Answer Choices	Responses
Email	61.57% 141
Automated phone messages	2.18% 5
Correspondence sent home with your child	8.73% 20
Website	13.54% 31
Electronic newsletter	13.54% 31
Social media posts	0.44% 1
Total	229

Q19 Do you visit the Division website (www.eips.ca) for information on:

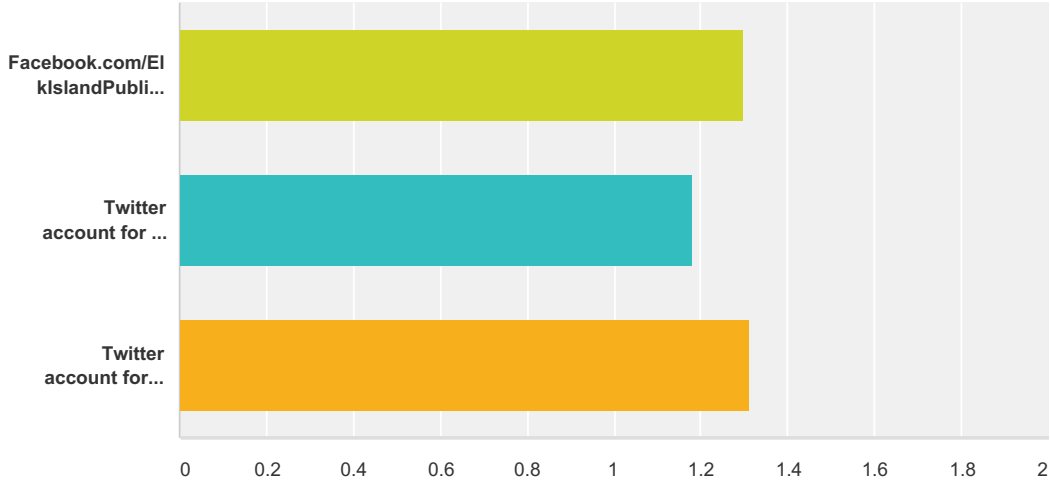
Answered: 229 Skipped: 5



	Yes	No	Total	Weighted Average
Student transportation	76.32% 174	23.68% 54	228	1.76
Services for students	52.70% 117	47.30% 105	222	1.53
Registration and school boundaries	49.10% 109	50.90% 113	222	1.49
Board of Trustees' meetings	20.09% 44	79.91% 175	219	1.20
Public engagement initiatives	28.18% 62	71.82% 158	220	1.28
News and events	59.47% 135	40.53% 92	227	1.59
Continuing education or summer courses	22.83% 50	77.17% 169	219	1.23
Career opportunities	30.14% 66	69.86% 153	219	1.30
Other (please specify below)	2.88% 3	97.12% 101	104	1.03

Q20 Elk Island Public Schools shares news and information on its social media channels. Do you follow:

Answered: 228 Skipped: 6



	Yes	No	Total	Weighted Average
Facebook.com/ElkIslandPublicSchools	29.52% 67	70.48% 160	227	1.30
Twitter account for the Division (@eips)	18.14% 41	81.86% 185	226	1.18
Twitter account for EIPS Student Transportation (@eipsST)	31.42% 71	68.58% 155	226	1.31