


Q1 Please indicate the school your child attends.

Answered: 236 Skipped: 0



EIPS Parent Survey November 2015



| Answer Choices | Responses |
|----------------|-----------|
|----------------|-----------|

EIPS Parent Survey November 2015

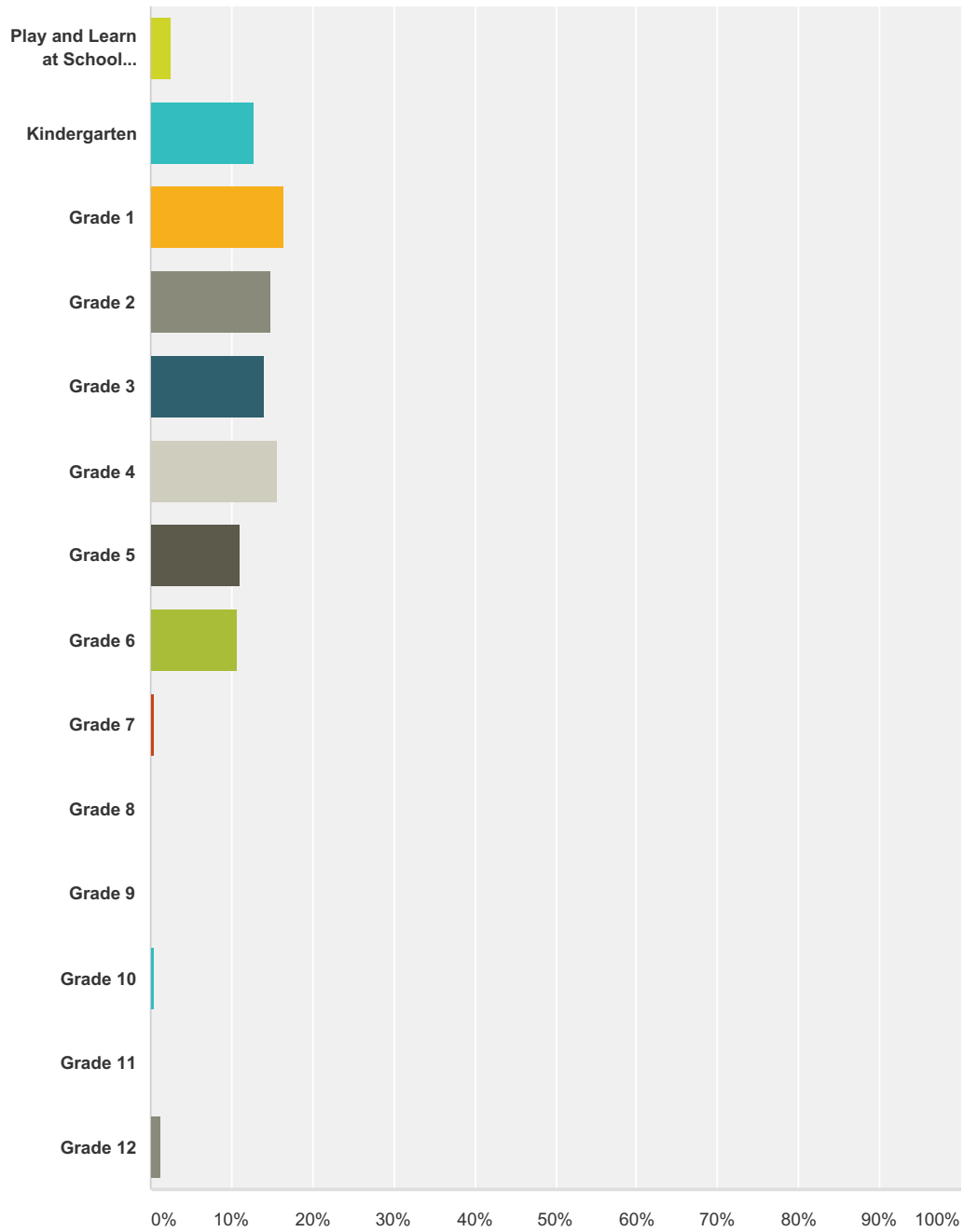
| | | |
|-------------------------|---------|-----|
| Ardrossan Elementary | 100.00% | 236 |
| A.L. Horton | 0.00% | 0 |
| Andrew | 0.00% | 0 |
| Ardrossan Junior Senior | 0.00% | 0 |
| Bev Facey | 0.00% | 0 |
| Brentwood | 0.00% | 0 |
| Bruderheim | 0.00% | 0 |
| Clover Bar | 0.00% | 0 |
| Ecole Campbelltown | 0.00% | 0 |
| Ecole Parc | 0.00% | 0 |
| F.R. Haythorne | 0.00% | 0 |
| Ft. Sask. Christian | 0.00% | 0 |
| Ft. Sask. Elementary | 0.00% | 0 |
| Ft. Sask. Sr. High | 0.00% | 0 |
| Fultonvale | 0.00% | 0 |
| Glen Allan | 0.00% | 0 |
| James Mowat | 0.00% | 0 |
| Lakeland Ridge | 0.00% | 0 |
| Lamont Elementary | 0.00% | 0 |
| Lamont High | 0.00% | 0 |
| Mills Haven | 0.00% | 0 |
| Ministik | 0.00% | 0 |
| Mundare | 0.00% | 0 |
| NextStep/Outreach | 0.00% | 0 |
| Pine Street | 0.00% | 0 |
| Rudolph Hennig | 0.00% | 0 |
| Salisbury | 0.00% | 0 |
| Sherwood Heights | 0.00% | 0 |
| SCA Elementary | 0.00% | 0 |
| SCA Secondary | 0.00% | 0 |
| Uncas | 0.00% | 0 |
| Vegreville Composite | 0.00% | 0 |
| Wes Hosford | 0.00% | 0 |
| Westboro | 0.00% | 0 |

EIPS Parent Survey November 2015

| | | |
|------------------|-------|------------|
| Win Ferguson | 0.00% | 0 |
| Woodbridge Farms | 0.00% | 0 |
| Wye | 0.00% | 0 |
| Total | | 236 |

Q2 Please indicate your child's grade.

Answered: 236 Skipped: 0



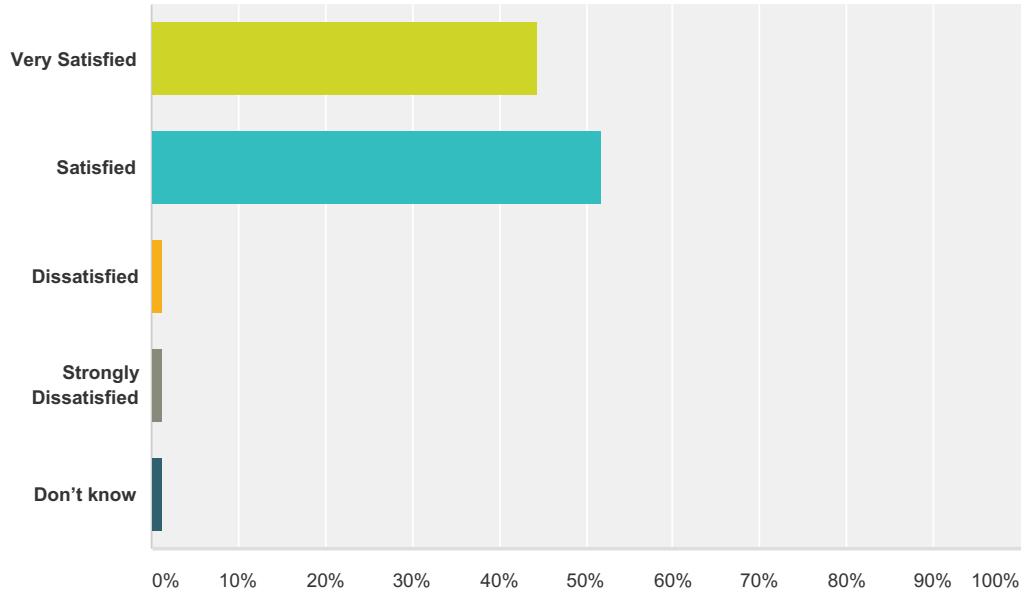
| Answer Choices | Responses |
|---------------------------------|-----------|
| Play and Learn at School (PALS) | 2.54% 6 |
| Kindergarten | 12.71% 30 |
| Grade 1 | 16.53% 39 |
| Grade 2 | 14.83% 35 |
| Grade 3 | 13.98% 33 |

EIPS Parent Survey November 2015

| | | |
|--------------|--------|------------|
| Grade 4 | 15.68% | 37 |
| Grade 5 | 11.02% | 26 |
| Grade 6 | 10.59% | 25 |
| Grade 7 | 0.42% | 1 |
| Grade 8 | 0.00% | 0 |
| Grade 9 | 0.00% | 0 |
| Grade 10 | 0.42% | 1 |
| Grade 11 | 0.00% | 0 |
| Grade 12 | 1.27% | 3 |
| Total | | 236 |

Q3 How satisfied are you with the quality of education that your child is receiving at his/her school?

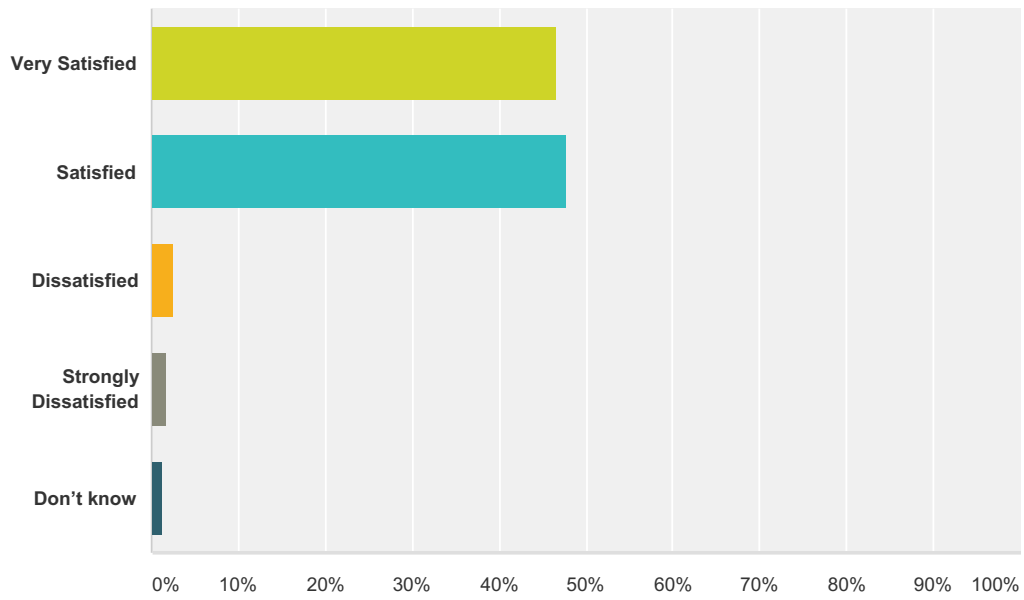
Answered: 234 Skipped: 2



| Answer Choices | Responses | |
|-----------------------|-----------|------------|
| Very Satisfied | 44.44% | 104 |
| Satisfied | 51.71% | 121 |
| Dissatisfied | 1.28% | 3 |
| Strongly Dissatisfied | 1.28% | 3 |
| Don't know | 1.28% | 3 |
| Total | | 234 |

Q4 How satisfied are you with the quality of teaching at your child's school?

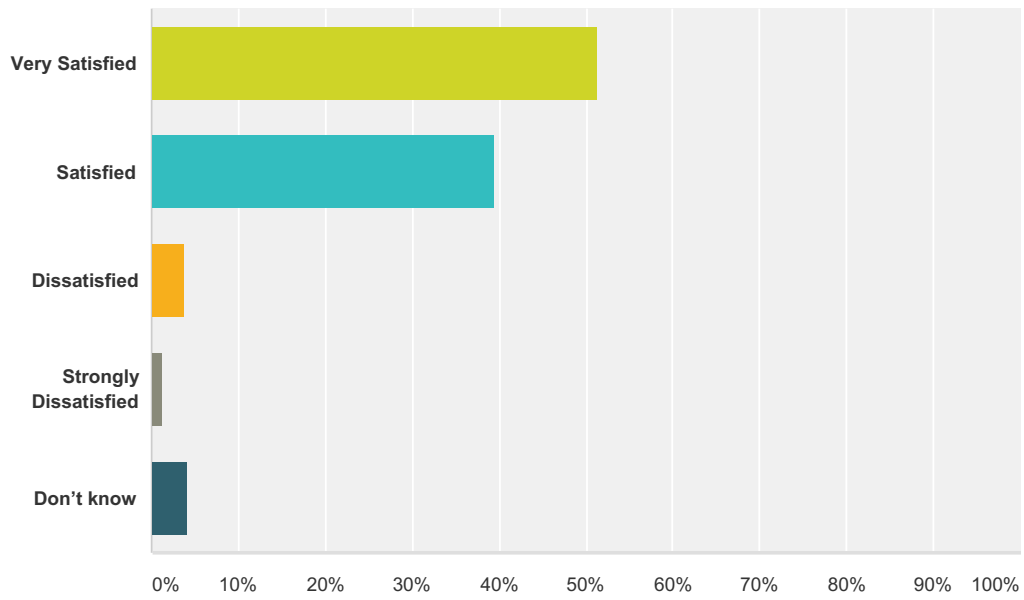
Answered: 236 Skipped: 0



| Answer Choices | Responses | Count |
|-----------------------|-----------|------------|
| Very Satisfied | 46.61% | 110 |
| Satisfied | 47.88% | 113 |
| Dissatisfied | 2.54% | 6 |
| Strongly Dissatisfied | 1.69% | 4 |
| Don't know | 1.27% | 3 |
| Total | | 236 |

Q5 How satisfied are you with the leadership in your child's school?

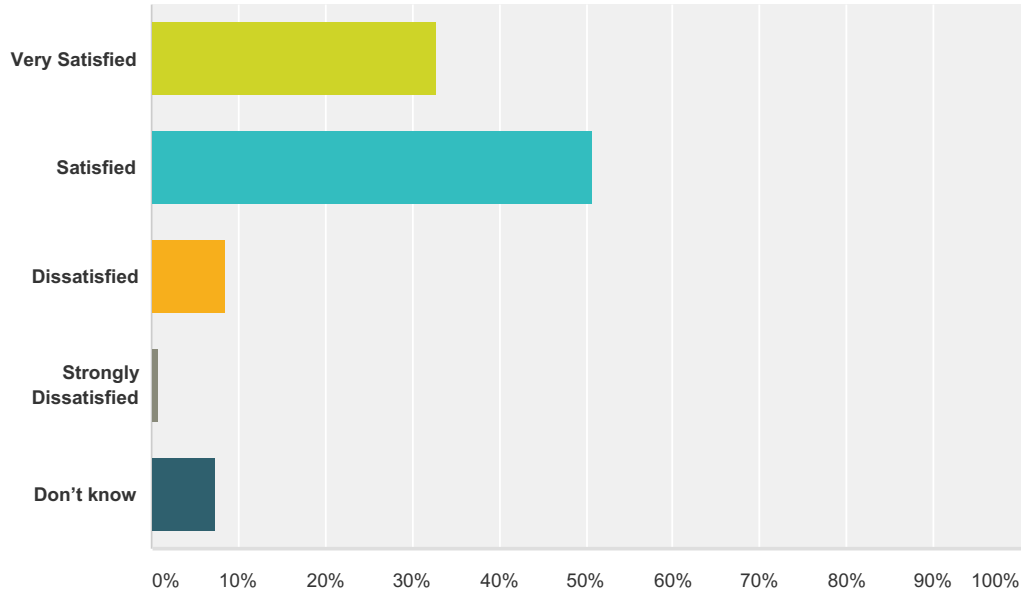
Answered: 236 Skipped: 0



| Answer Choices | Responses | Count |
|-----------------------|-----------|------------|
| Very Satisfied | 51.27% | 121 |
| Satisfied | 39.41% | 93 |
| Dissatisfied | 3.81% | 9 |
| Strongly Dissatisfied | 1.27% | 3 |
| Don't know | 4.24% | 10 |
| Total | | 236 |

Q6 How satisfied are you with the opportunity to be involved in decisions at your child's school?

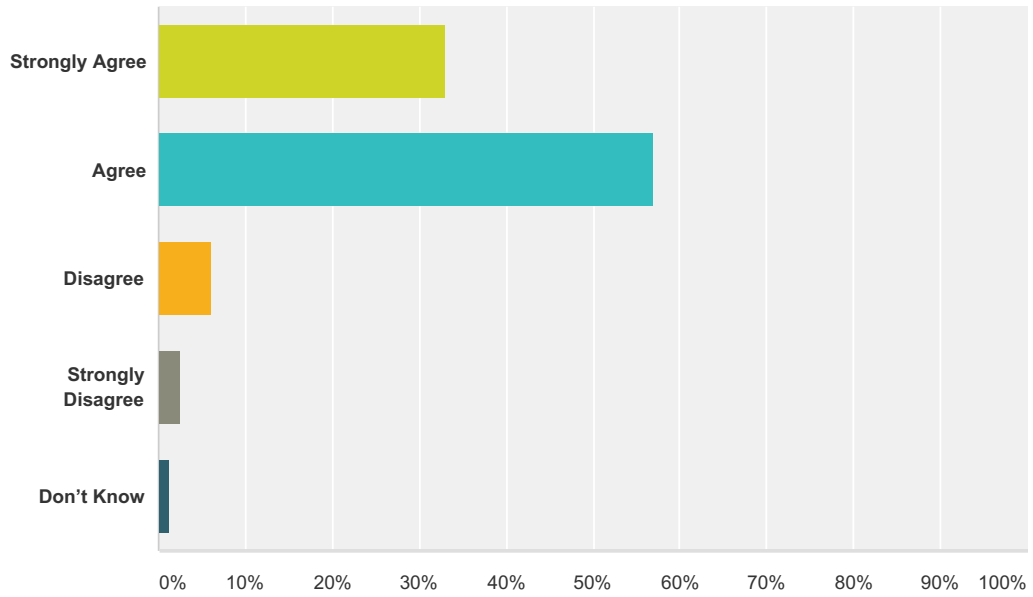
Answered: 235 Skipped: 1



| Answer Choices | Responses |
|-----------------------|------------|
| Very Satisfied | 32.77% 77 |
| Satisfied | 50.64% 119 |
| Dissatisfied | 8.51% 20 |
| Strongly Dissatisfied | 0.85% 2 |
| Don't know | 7.23% 17 |
| Total | 235 |

Q7 My child's individual needs are met.

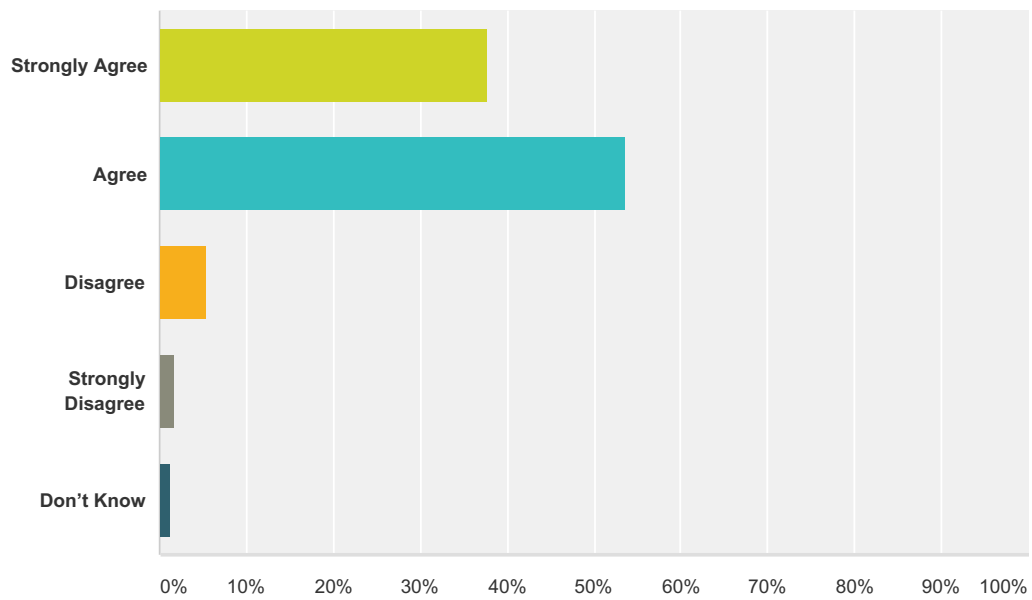
Answered: 233 Skipped: 3



| Answer Choices | Responses |
|-------------------|------------|
| Strongly Agree | 33.05% 77 |
| Agree | 57.08% 133 |
| Disagree | 6.01% 14 |
| Strongly Disagree | 2.58% 6 |
| Don't Know | 1.29% 3 |
| Total | 233 |

Q8 The school keeps me informed about my child's progress and achievement.

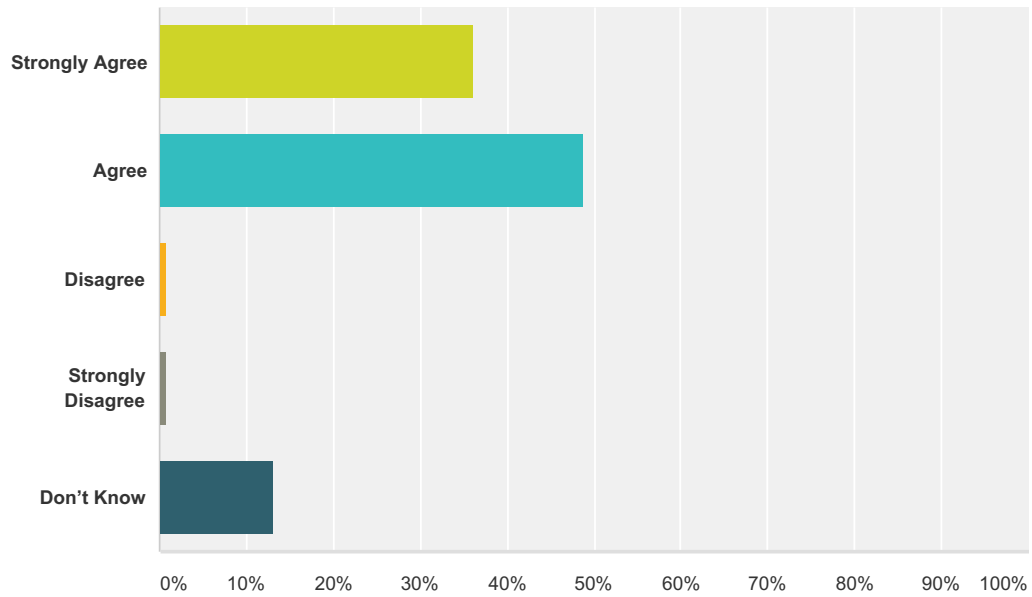
Answered: 235 Skipped: 1



| Answer Choices | Responses |
|-------------------|------------|
| Strongly Agree | 37.87% 89 |
| Agree | 53.62% 126 |
| Disagree | 5.53% 13 |
| Strongly Disagree | 1.70% 4 |
| Don't Know | 1.28% 3 |
| Total | 235 |

Q9 The rights and responsibilities of citizenship are reinforced in my child's school.

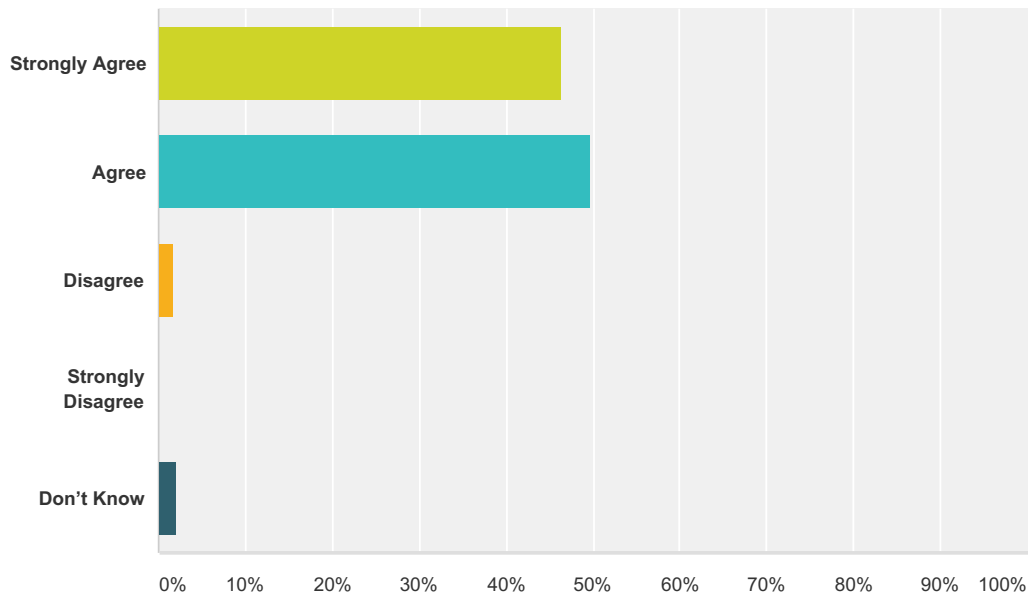
Answered: 235 Skipped: 1



| Answer Choices | Responses | |
|-------------------|-----------|------------|
| Strongly Agree | 36.17% | 85 |
| Agree | 48.94% | 115 |
| Disagree | 0.85% | 2 |
| Strongly Disagree | 0.85% | 2 |
| Don't Know | 13.19% | 31 |
| Total | | 235 |

Q10 The school staff care about my child.

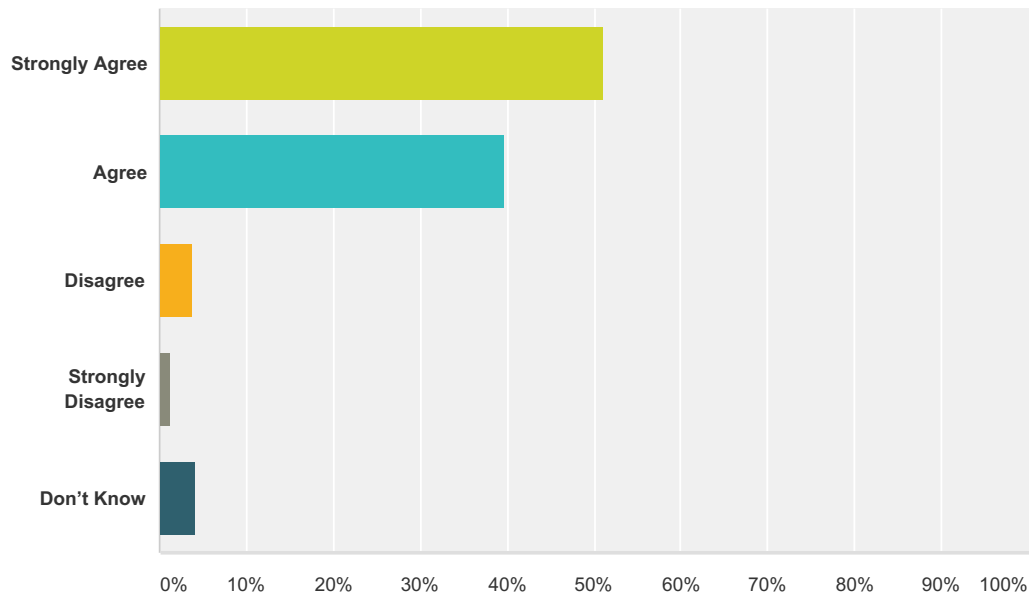
Answered: 235 Skipped: 1



| Answer Choices | Responses | |
|-------------------|-----------|------------|
| Strongly Agree | 46.38% | 109 |
| Agree | 49.79% | 117 |
| Disagree | 1.70% | 4 |
| Strongly Disagree | 0.00% | 0 |
| Don't Know | 2.13% | 5 |
| Total | | 235 |

Q11 My child is encouraged at school to do his or her best.

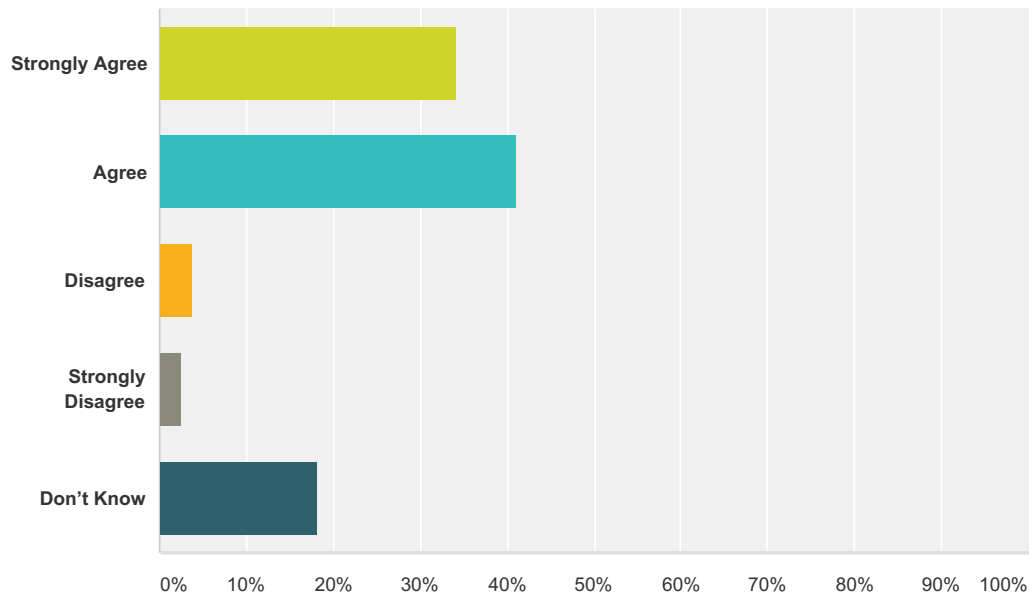
Answered: 235 Skipped: 1



| Answer Choices | Responses |
|-------------------|------------|
| Strongly Agree | 51.06% 120 |
| Agree | 39.57% 93 |
| Disagree | 3.83% 9 |
| Strongly Disagree | 1.28% 3 |
| Don't Know | 4.26% 10 |
| Total | 235 |

Q12 Discipline is handled in a fair and reasonable manner in my child's school.

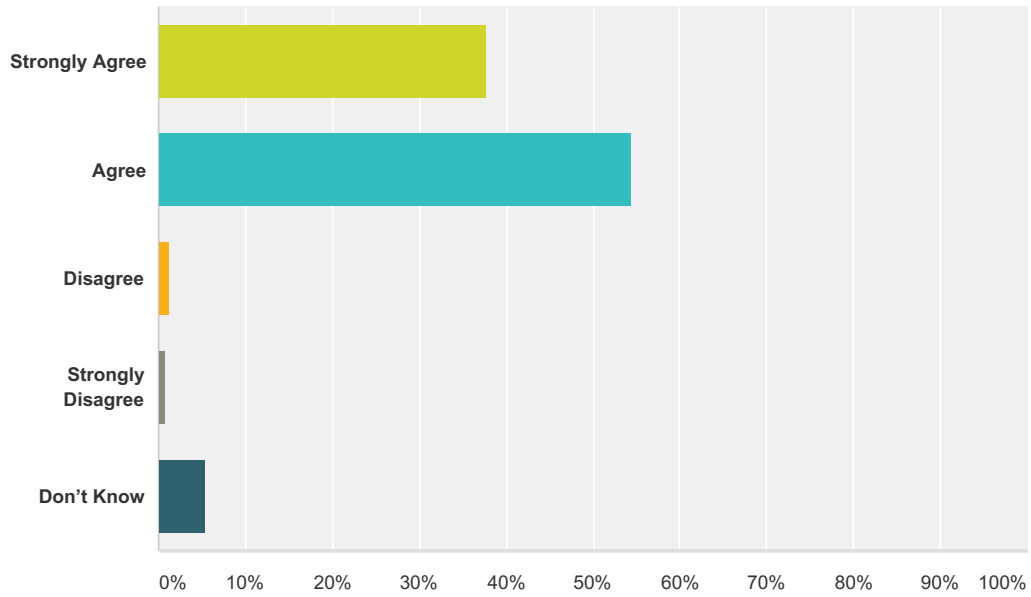
Answered: 236 Skipped: 0



| Answer Choices | Responses | |
|-------------------|-----------|------------|
| Strongly Agree | 34.32% | 81 |
| Agree | 41.10% | 97 |
| Disagree | 3.81% | 9 |
| Strongly Disagree | 2.54% | 6 |
| Don't Know | 18.22% | 43 |
| Total | | 236 |

Q13 My child's school is safe.

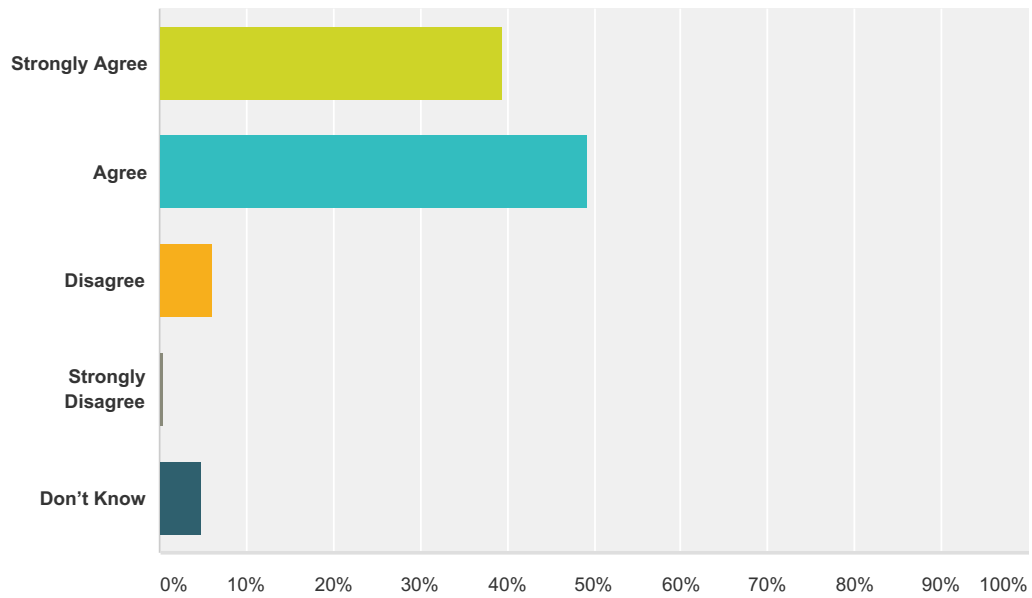
Answered: 235 Skipped: 1



| Answer Choices | Responses |
|-------------------|------------|
| Strongly Agree | 37.87% 89 |
| Agree | 54.47% 128 |
| Disagree | 1.28% 3 |
| Strongly Disagree | 0.85% 2 |
| Don't Know | 5.53% 13 |
| Total | 235 |

Q14 There is open and honest communication within my child's school.

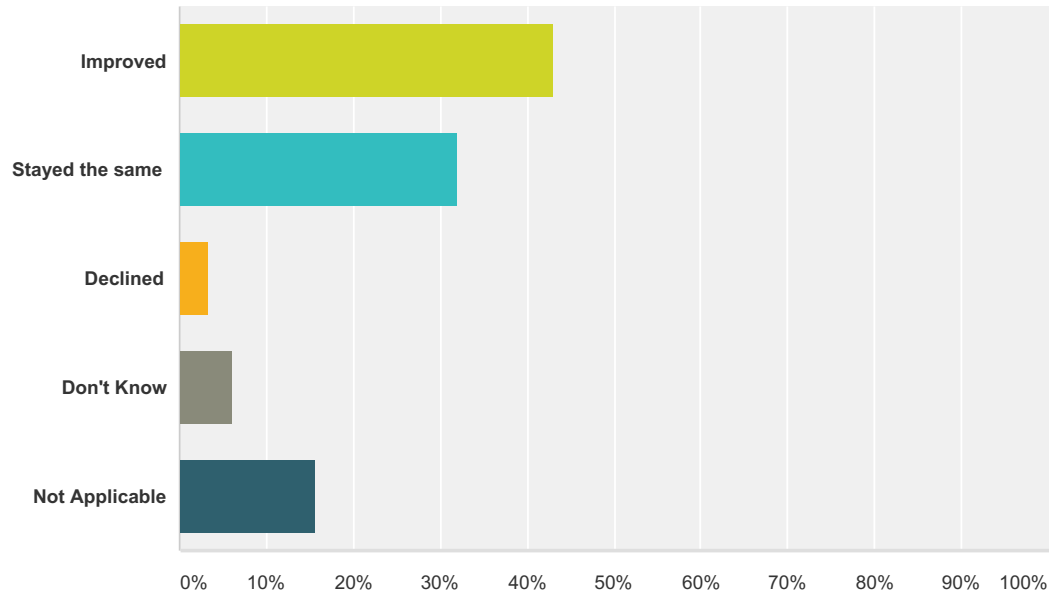
Answered: 233 Skipped: 3



| Answer Choices | Responses |
|-------------------|------------|
| Strongly Agree | 39.48% 92 |
| Agree | 49.36% 115 |
| Disagree | 6.01% 14 |
| Strongly Disagree | 0.43% 1 |
| Don't Know | 4.72% 11 |
| Total | 233 |

Q15 In your opinion, has the quality of education that your child experienced at school improved, stayed the same, or declined in the past three years.

Answered: 235 Skipped: 1



| Answer Choices | Responses |
|-----------------|------------|
| Improved | 42.98% 101 |
| Stayed the same | 31.91% 75 |
| Declined | 3.40% 8 |
| Don't Know | 5.96% 14 |
| Not Applicable | 15.74% 37 |
| Total | 235 |